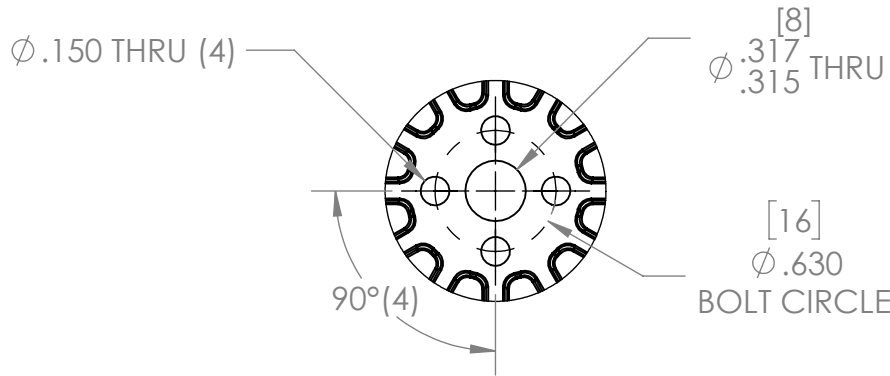
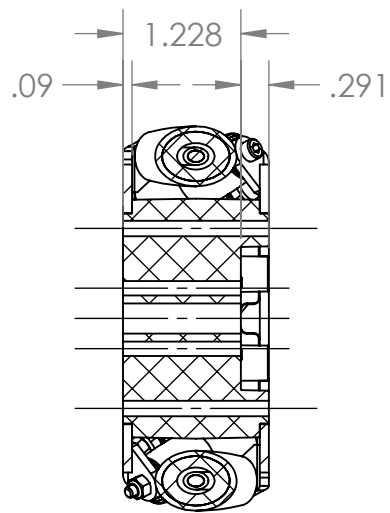


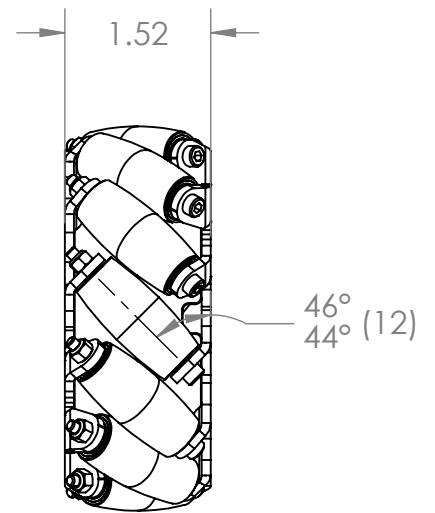
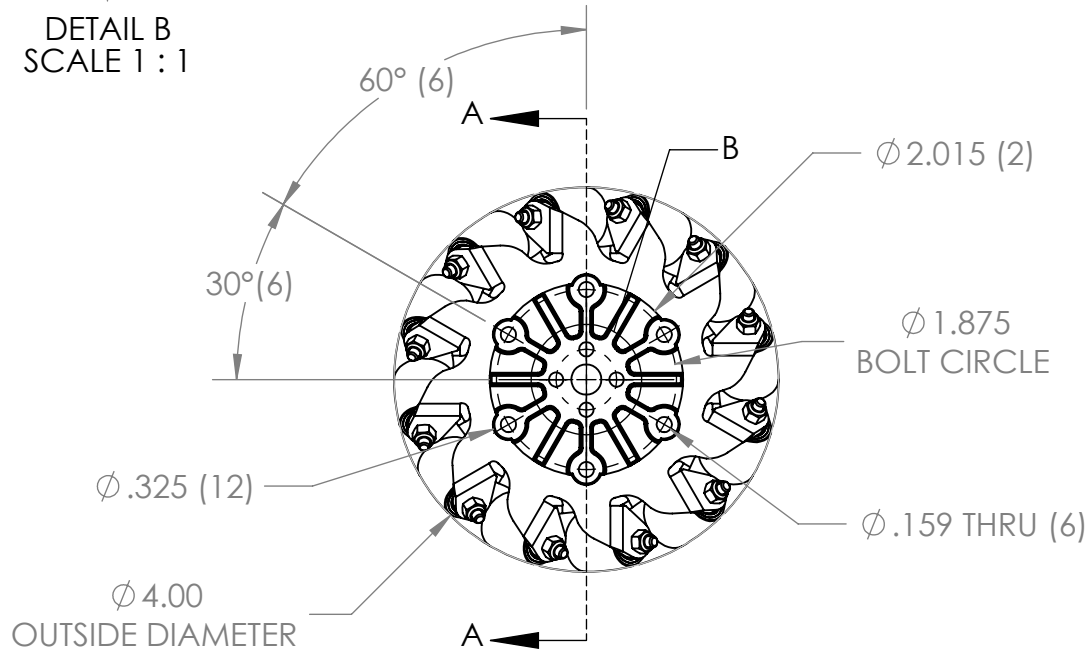
REVISION HISTORY			
REV.	DESCRIPTION	DATE	DRAWN BY
1	ORIGINAL PRINT	7/27/2022	P. YEUNG



DETAIL B
SCALE 1 : 1



SECTION A-A



*** SEE CAD FOR ADDITIONAL TOOLPATH INFO***



UNLESS OTHERWISE SPECIFIED:		COMMENTS:	
DIMENSIONS ARE IN INCHES		DUAL DIMENSIONS ARE IN MILLIMETERS.	
TOLERANCES:		BREAK ALL SHARP EDGES.	
FRACTIONAL	$\pm 1/16$	CHECKED	NAME
ANGULAR: MACH	$\pm 1^\circ$	ENG APPR.	NL
ANGULAR: BEND	$\pm 5^\circ$	MFG APPR.	DATE
ONE PLACE DECIMAL	± 0.1		7/29/22
TWO PLACE DECIMAL	± 0.01		
THREE PLACE DECIMAL	± 0.005		
FOUR PLACE DECIMAL	± 0.0005		
MATERIAL	VARIOUS	DO NOT SCALE DRAWING	
		Q.A.	



TITLE:
4IN BALL BEARING
MECANUM WHEEL
NUB BORE LEFT

SIZE	DWG. NO.	REV
A	am-4734L	1
SCALE: 1:2		SHEET 1 OF 1